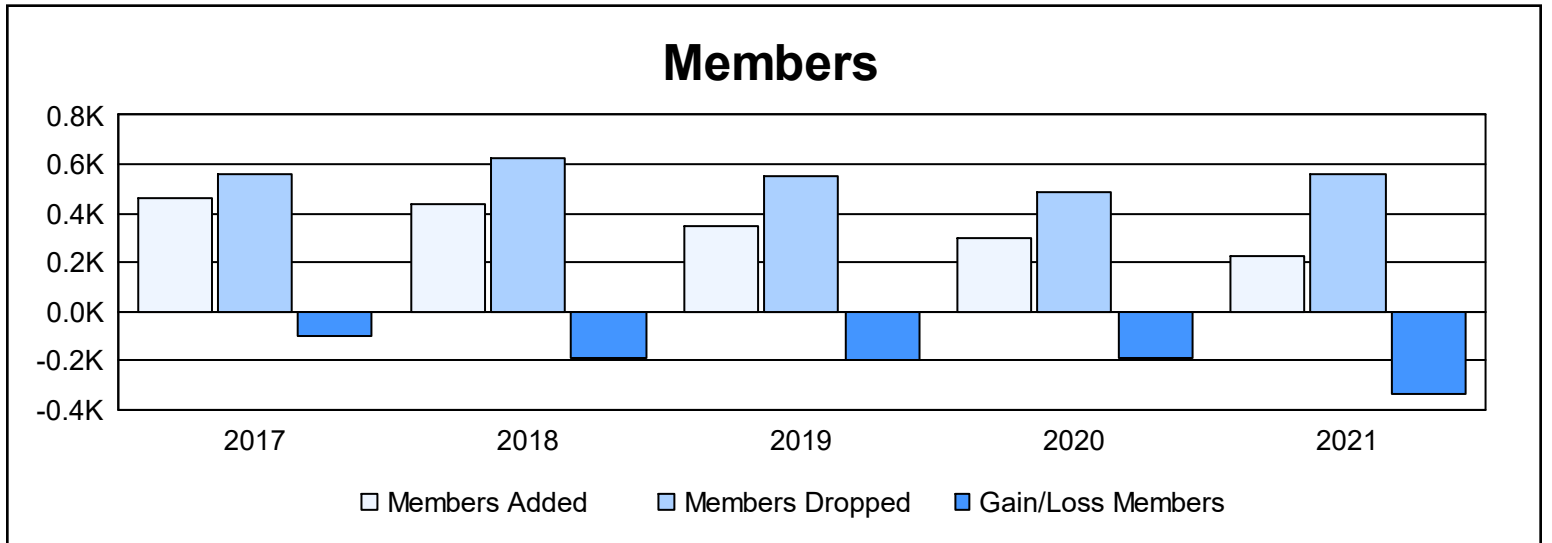
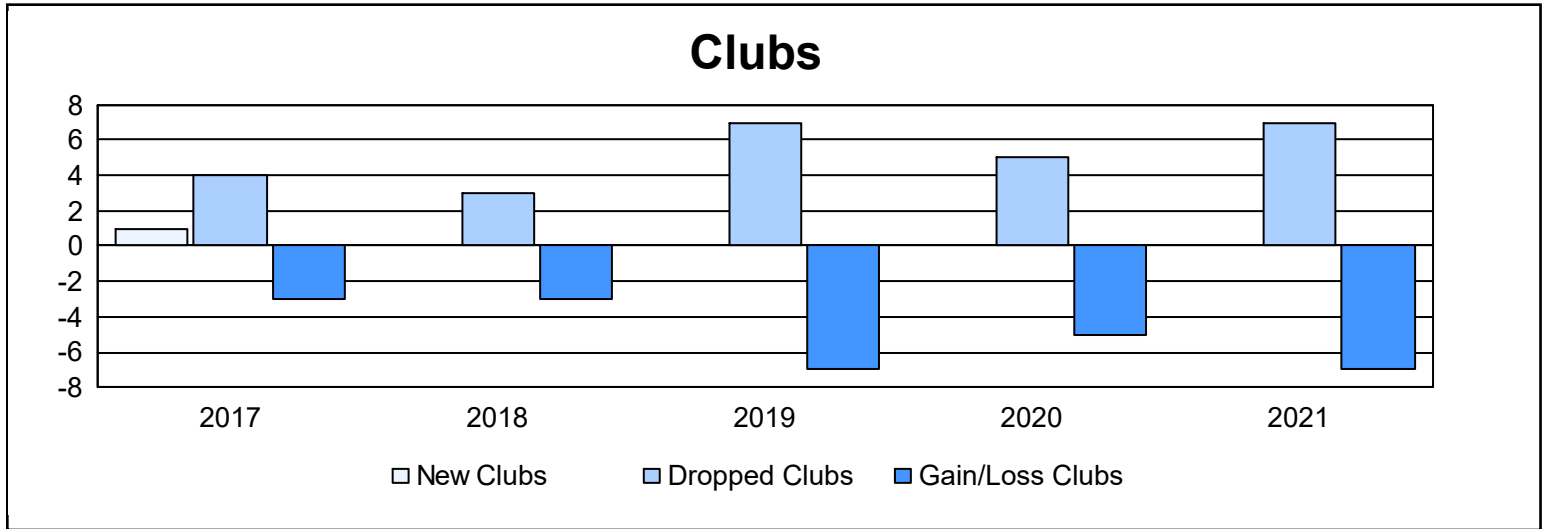


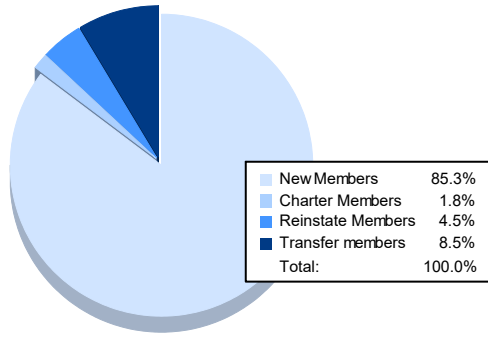
Multiple District 3

As of June 2021 Cumulative

Year	New Clubs	Dropped Clubs	Gain/ Loss Clubs	New Members	Charter Members	Reinstate Members	Transfer Members	Total Member Added	Total Members Dropped	Gain/ Loss Members
2016-2017	1	4	-3	402	23	12	26	463	561	-98
2017-2018	0	3	-3	378	10	24	25	437	624	-187
2018-2019	0	7	-7	316	0	15	20	351	550	-199
2019-2020	0	5	-5	220	2	43	32	297	484	-187
2020-2021	0	7	-7	191	4	10	19	224	557	-333
Average	0	5	-5	301	8	21	24	354	555	-201



Membership Composition June 2021 Cumulative



Gender Composition June 2021 Cumulative

